


Nadine Bedward portfolio COSTUME / ART

ALICE IN WONDERLAND 2021 – THE OLD REP THEATRE

Alice in wonderland was the chosen production of the 2021 Old Rep Theatre show. I made the costume for Tweedledum which consisted of red checked trousers and a light blue waistcoat.




Designs by Neil Hughes

THE TROUSERS

One



Two



Three

Attaching the waist band



Four



Five



Six

Iron on interfacing for leg cuffs



Seven

Elasticate the cuffs

THE WAIST COAT



One

Tacking together the backing and facing fabric.

Two

Over locking the backing and wrong side of the fabric together.





Three
Sewing together all the panels.

Four



Five
Sewing on bias binding



Six
Button hole foot

FINAL PRODUCT



PRODUCTION SHOTS



THE WITCHER PROJECT

The Witcher project was an independent Project based on the Netflix show which enabled me to have independence with my design and construction for our college exhibition.

MY DESIGN IDEAS AND RESEARCH

My design ideas

Here are my concepts and ideas with my design choice for my Witcher project costume.

I knew that I wanted something to represent a theme of darkness and the gloom of the night. I chose this because I knew it would fit with the plot and aesthetic of the Witcher TV show. As well as this, it would also be great because it meant that I can keep my dress in dark, muted tones but still create an eye-catching, original design.

My character profile: I have chosen to do a female character for the Witcher project

Name ideas- I chose the name Fulminare for my character - The Latin word "fulminare" directly translates as "to flash with thunderbolts." It immediately calls to mind a stormy sky, filled with flashing lightning.



For my design, I sketched out an outline drawing with using a pencil and paper first. By doing this, I got to see which design I liked for my project. I did this before I chose what colours I wanted to use.


After this, I used the pret-a-templet app on my iPad to add colour to my design. I chose this method because I knew it would be easy for me to erase the colour if I wasn't happy with it and it allowed me to use different medias.

I used the water colour, pencil and the pen tool to colour in my design.

After I created my design I did some research so I could gain a greater understanding of the type of garment I wanted to sew as well as gain historical knowledge.

Here is some research that influenced my garment design:

- I chose early European 1800's fashion as inspiration, because that style of fashion has inspired the dress I have created.
- By 1810 the skirts on dresses were straight and full length and a lot less full and puffy like how they were in earlier years.(source: fashionhistory)
- For the top of the dress I want it to be a bodice that can be adjustable on the back but the front would have a lace up ribbon for extra detail.
- The sleeves of my dress will have kimono styled sleeves- this style of sleeve was first seen in the Yamato period (300–710 CE)



Mood board and inspiration for this project

THE CORSET

One



Two



Three



Four



Panels with boning lines marked on



Five

Six



Seven



Eight



Feeding in the boning

FINAL DESIGN



FINAL EXHIBITION WORK



THE COMMON WEALTH GAMES— 2022

The 2022 common wealth games being in Birmingham allowed amazing opportunities to participate in making the games memorable. For this project my school partnered with a company called LYNNEBEC to create a welcoming performance for all the athletes from different countries participating in the game.

GROUP 3- NEIGHBOURHOOD HEROS




SILVER LEATHERETTE
CORSET
WITH PVC
EAGLE WINGS

SILVER LEOTARD

FISHNET GLOVES

DRESS NET
LAYERED SKIRT
WITH SILVER
FRINGING

BALLET FLATS
WITH ANKLE STRAP



KHAN AND BELL

LOVE LEANNE CLOTHING

Design by Leanne Fitchett

One

Calculating the skirt size



Two



Three
Gathering the netting

Four



Five



Six



Seven



FINAL
PRODUCT:
SKIRT



BEAUTY AND THE BEAST 2022-THE OLD REP THEATRE

Beauty and the Beast was the theatre production for The Old Rep theatre Christmas show.




Design by Leanne Fitchett



One



Two



Three



Four



Five



Six



Seven



Eight



FINAL PRODUCT: FROCK COAT



ART WORK

Art work I've done inspired by Rosanna Jones, Daniela Silva and photographer Al Bluwi Jordan.



